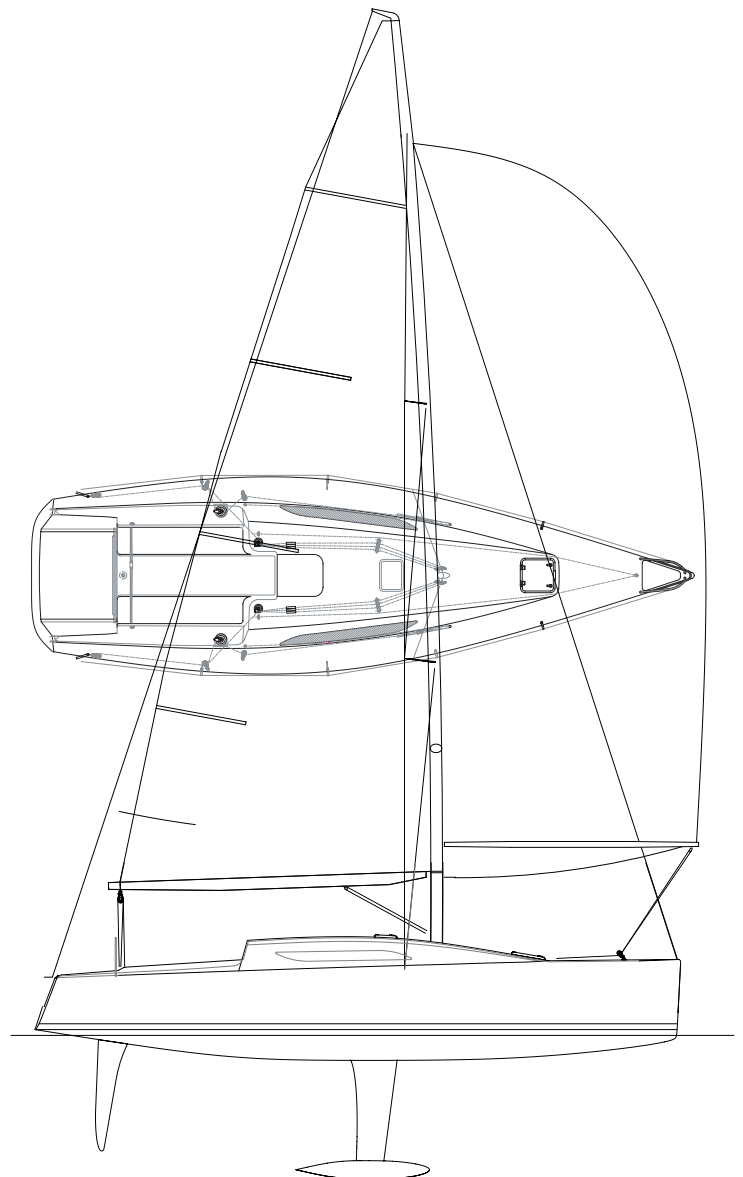


**SEAQUEST RP36. SPECIFICATION**



Principal Specifications	Reichel-Pugh Design	
	LOA	11.00m
	LWL	10.00m
	Beam (max)	3.3m
	Beam (wl)	2.49m
	Draft	2.2m
	Displacement	5100kg
	Ballast	2500kg
	Ballast / Disp	49%
Sail Area	Total Sail Area	70.51m <sup>2</sup>
	Main	38.83m <sup>2</sup>
	Code 1	31.68m <sup>2</sup>
	SPI AP fractional	91.60m <sup>2</sup>
	Sail Area / Disp	25.6%
Sail Plan	I:	14.50m
	J:	4.00m
	P:	14.50m
	E:	5.55m
	SPL:	4.50m
Other	Fuel	80 litres
	Water	200 litres
	Engine	20 Hp
	IRC Rating	1.067



This document is not contractual and Seaquest Yachts LLC reserves the right to modify equipment or specification without advance notice.

Hull	Hand laid GRP hull with balsa sandwich core above the waterline	■
	Multi-directional E-glass below waterline	■
	Reinforcement of hull around keel	■
	Keel floor moulding with additional impact reinforcement	■
	Hand laid GRP interior tray for accurate fit, low maintenance and clean lines	■
	White gel coat	■
	Boot top stripe	■
	Alternative hull colour	□
	Double boot top stripe	□
	Epoxy coating below the waterline	□
	Anti-foul Teflon (hard white)	□
Deck	Hand laid glass fibre with sandwich core in flat areas	■
	Additional reinforcement under deck fittings and high load areas.	■
	White gel coat	■
	Integrally moulded non-slip	■
	Integrally moulded headliner giving clean high quality finish in saloon	■
	Alternative deck colour	□
	Contrasting colour for non-slip areas	□
Keel	Fin with cast iron top section and blended lead torpedo bulb 'T' configuration	■
	Top flange fitted into hull recess	■
	Bolted through hull and floor using 316 A4 SS bolts, washers and nuts	■
	Total keel weight approximately 2500kg	■
Steering	Custom E-glass foam cored rudder blade with aluminium alloy stock	■
	1.5m diameter aluminium wheel	■
	Standard roller bearings fitted to top and bottom of stock	■
	Bottom bearing with tube housing	■
	Provision for emergency steering tiller	■
	Natural hide wheel grip	■
	Autopilot and control unit in cockpit	□
Navigation Station	Forward facing chart table for half-sized Admiralty charts - stowage beneath	■
	Stowage locker beneath chart table	■
	Navigators Seat	■
	Provision for additional instruments	■
	Modular switch panel for electrical systems and instruments	■
	Chart reading light	□
	Stereo CD radio and loudspeakers	□
	12V cigarette lighter socket	□

Standard ■ Option □

Spars and Rigging	Fractional aluminium keel stepped mast	■
	Twin swept back spreaders	■
	No runners - for easy handling	■
	Aluminium boom with outhaul and 2 reef lines	■
	Discontinuous rod standing rigging	■
	Twin groove headstay foil	■
	Carbon spinnaker pole	■
	Rod vang with cascade – double ended	■
	Spectra halyards	■
	Spectra Control lines	■
	Spectra Sheets	□
	Cruising Sails Package	□
	Racing Sails Package	□
	Carbon Fiber Mast	□
	Calibrated Rigging Screws	□
Tack line	□	
Cockpit	Open Transom, self-draining cockpit with seats	■
	Non-slip floors with incorporated foot rests for helmsman	■
	Provision for emergency steering tiller	■
	All control lines led back to cockpit	■
	Cockpit stowage locker and access to lazarette with twin lockers	■
	Gas bottle locker incorporated into deck mould	■
	Teak cockpit sole	■
	Waterproof VHF speaker	□
	Waterproof hi-fi loudspeakers	□
	Cockpit shower	□
Saloon table support fitting	□	
Electrical	Negative earth system with in line circuit breakers	■
	Two 12 volt deep cycle 75Amp hour marine batteries	■
	Battery charging via main engine and 55 amp alternator	■
	Three way locking battery switch	■
	Wiring loom with provision for additional equipment	■
	Main switch / circuit breaker panel in navigation area	■
	AC shore power supply and four sockets	□
	Battery charger	□
	High charge alternator	□
	Immersion heater	□
	Additional 75Ah battery	□
Electric bilge pump	□	

Standard ■ Option □

This document is not contractual and Seaquest Yachts LLC reserves the right to modify equipment or specification without advance notice.

Deck Gear	Two x 44 self-tailing primary winches	■
	Two x 40 self-tailing halyards winches	■
	Eight x rope clutches	■
	1 x 3 sheave and 1 x 4 sheave double stacked organisers - port and starboard	■
	4:1 coarse mainstay control with 4:1 fine tune system	■
	4:1 main traveller control	■
	Backstay 32:1 single double ended	■
	Genoa cars with 12:1 control on 1.0m racing track lead to cockpit	■
	Nine x mast base blocks	■
	Spinnaker system blocks	■
	Handrails on coachroof	■
	Stainless steel stem fitting with bow roller	■
	Eight stainless steel tapered stanchions with in-board support leg	■
	Stainless steel pulpit and pushpit and double guard wires to ORC regulations	■
	Teak toe rails at deck edge forward of mast to ORC regulations	■
	Easy access port and starboard to large aft lazarette locker	■
	Stowage point for 8 man life raft with optional seat cover	■
	Acrylic sliding hatch with hatch lock to ORC regulations	■
	Acrylic saloon windows	■
	Jackstay and harness attach points	■
	Anchor well at bow with lid and catch	■
	Windward Sheeting Mainsheet Car	□
	Coarse Backstay Control	□
	Cunningham	□
	Winch feeders	□
	Winch handle pockets	□
	Warps and fenders	□
	Anchor chain and warp	□
Halyard tail bags	□	
Trimmer toe rails	□	
Four x coachroof antishear patches	□	
Navigation Lights	Bi-colour pulpit mounted bow light and pushpit mounted stern light	■
	Combined steaming /deck light	■
	Tri-colour light at mast head	■
	Anchor light	□
Instruments	Navigation instruments	□
	Auto pilot	□
	VHF Radio	□
	Carbon mast base repeater bracket	□
	GPS Transceivers	□

Standard ■ Option □

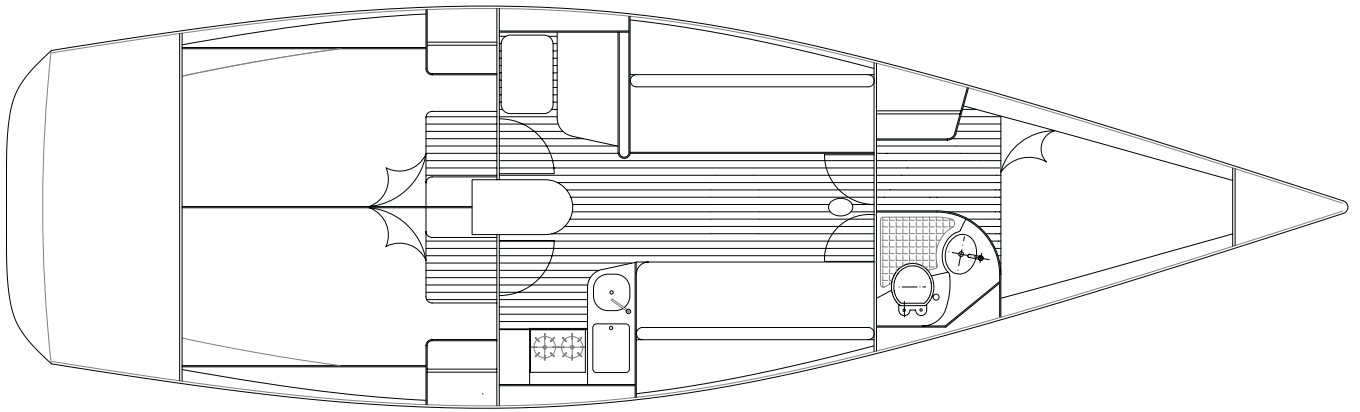
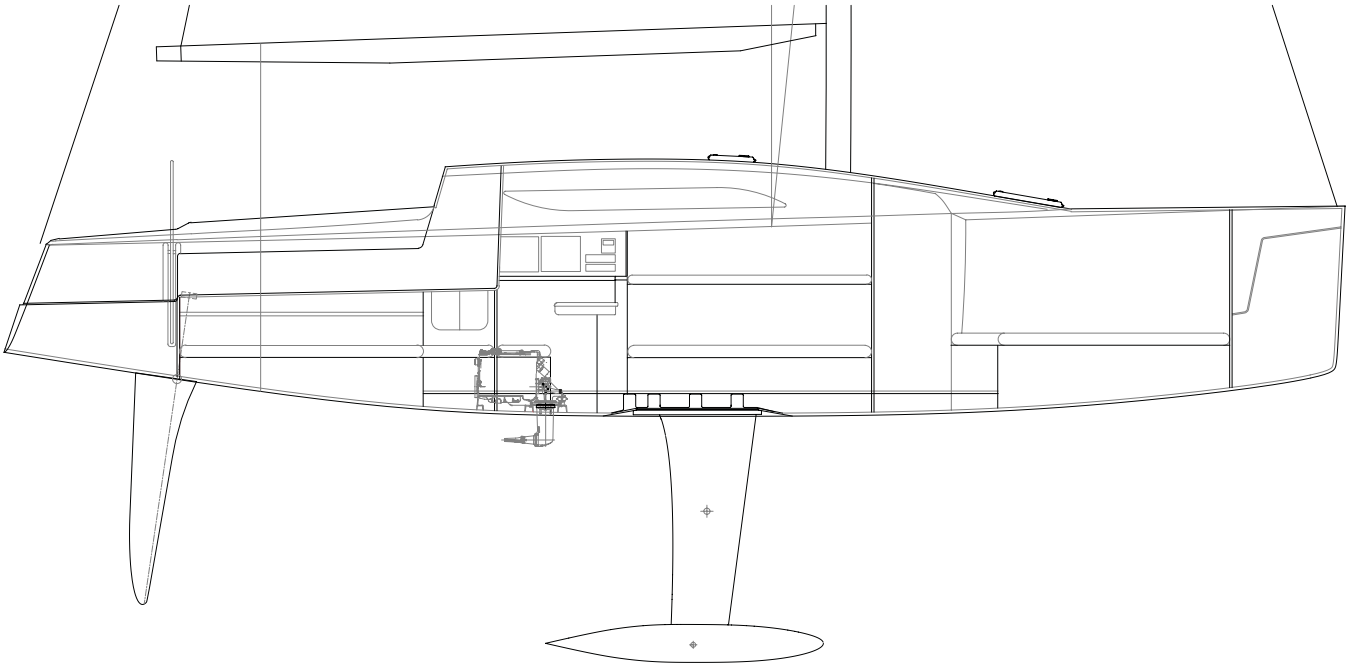
This document is not contractual and Seaquest Yachts LLC reserves the right to modify equipment or specification without advance notice.

Saloon	Removable saloon table on a stainless steel frame	■
	Starboard saloon seats with water tank and stowage beneath	■
	Port saloon seats with fuel tank and stowage beneath	■
	Lifting saloon seat backs to form pilot berths	■
	Teak and holly sole boards	■
	Central coachroof hatch for ventilation	■
	Bunk and seat cushions in 100mm fire-resistant foam and fabric	■
	Two bulkhead lights	■
	Two halogen downlights	■
	Leather cushion fabric	□
	Waterproof covers	□
	Lee cloths with lanyards	□
	Cabin heater - 2 outlets	□
Fire extinguishers and mountings	□	
Galley	Twin burner gimballed cooker	■
	Safety crash bar in front of cooker	■
	Stainless steel sink with pressurised water supply	■
	Insulated cool box	■
	Lockers and stowage for comestibles, crockery and cutlery	■
	Access to galley drain seacocks	■
	Refrigerator	□
	Manual freshwater pump	□
	Hot water calorifier	□
Fire blanket	□	
Forward Cabin	Low profile hatch in deck with easy access from below	■
	Removable double berth with stowage beneath	■
	Easy access sail stowage for racing	■
	Large wet-stowage locker with hanging rail	■
	Drainage from locker and sail stow area into one easily cleared sump	■
	Door to saloon with lift-off hinges	■
	Two halogen downlights	■
	LED headliner lights	□
	Reading lights	□
	Fire extinguisher and mounting	□

Standard ■ Option □

Heads Compartment	Moulded sink unit with manual tap, stowage and access to seacocks	■
	GRP tray with sump and provision for bilge pump	■
	Pressurised water	■
	Outboard stowage locker	■
	Manually operated marine toilet with provision for holding tank	■
	Teak & holly sole board	■
	Door to saloon	■
	Solar powered extractor fan	■
	Holding tank	□
	Hot water (see galley)	□
	Manual freshwater pump	□
	Shower	□
	Mirror	□
	Stainless steel towel rail	□
	Stainless steel hanging rail	□
Stainless steel grab rail	□	
Cabins - Aft, Port and Starboard	Double berths with 100mm fire resistant foam	■
	Stowage locker with shelf stowage and hanging rail	■
	Halogen downlight	■
	Teak and holly sole board	■
	Shelf unit above engine box	■
	Stowage beneath berth	■
	LED headliner lights	■
	Reading lights	■
	Cockpit well opening portlights	□
Engine	20hp 3cyl Yanmar diesel fitted with saildrive	■
	Fresh water cooling system and take offs for hot water system	■
	Two bladed folding propeller	■
	Control panel with rev counter and alarms (cockpit mounted)	■
	Single lever Morse control in cockpit	■
	Fully insulated engine box	■
	Engine box combines as companionway step with quick release access	■
	Fuel tank with baffles and sight gauge	■
	Exhaust system with water lock and antisiphon	■
	30hp diesel engine	□
	Volvo engine	□

Standard ■ Option □



# RP36

---

## SEAQUEST

Seaquest Yachts LLC PO Box 6850 Dubai United Arab Emirates Tel: +971 4 338 4615 Fax: +971 4 338 4614

[www.seaquestyachts.com](http://www.seaquestyachts.com)

[info@seaquestyachts.com](mailto:info@seaquestyachts.com)